

2012

*

I

Ryanair.

2012 .
(2011 .

3.144 .
0.1%).

2012 . 2011 .

3.143 .

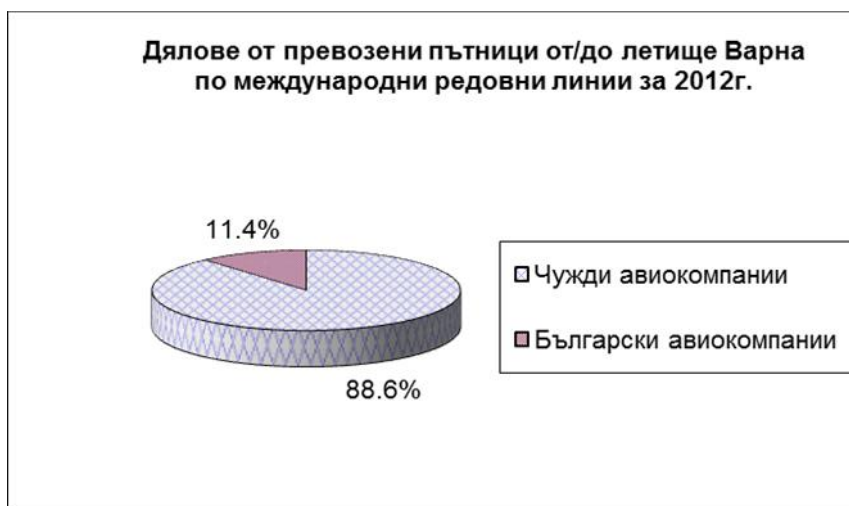
- 2012 . 2011 . 5.6%).
2012 . е 24 % (22.7% 2011 .);
- 2012 . 2011 . 1.7%).
2012 . – 76% (2011 . 77.3%).

. 1



305 . . (2011 . 335 . / (.2)
 : / 2012 . 2011 . 8.8%)
 ■ 35 . 11.4%. 2011 .
 ■ 64 . 19.2%;
 270 . 88.6%.
 2011 . 270 . 80.8%;

.2



582 . . (2011 . 489 . / (.3)
 : / 2012 . 2011 . 19%)
 ■ 98 . 16.9%. 2011 .
 ■ 80 . 16.4%;
 483 . 83.1%.
 2011 . 409 . 83.6%.



()- .4 / ,

.(2011 .3.968 . 2012 . 2011 . 1.6%). **2012 . – 4.029**

•

- 2012 . 2011 . 3.3%); 887 . (2011 . 858 .

- 2012 . – 22 % . (2011 . 21.6%.);

•

- 2012 . 2011 . 1%); 3.142 . (2011 . 3.109 .

- 2012 . – 78 % (2011 . 78.4%).



II

2012 . /

:

- (320);

- (-82/83);

- (319/320);

- (320).

/ (.5)

2012 . /

2011 . 9.7%). : 782 . (2011 . - 713 . 2012 .

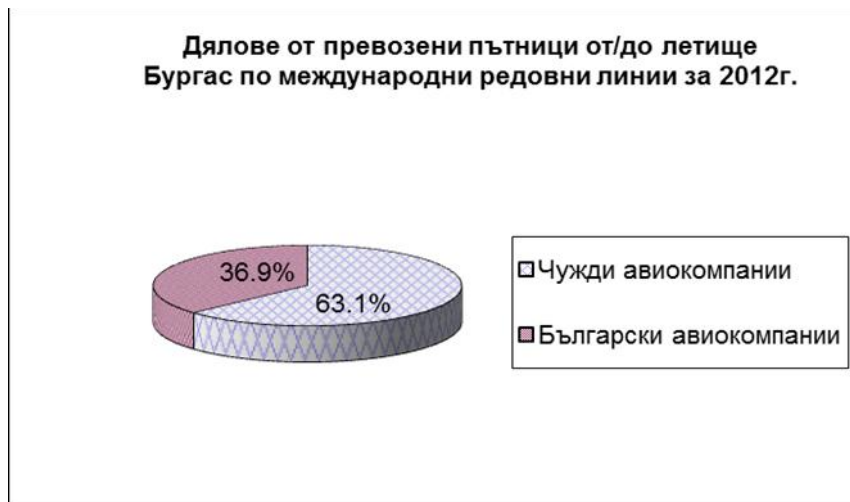
- 322 . (2011 . 394 .)
2012 . 2011 . 18.2%.
/ 2012 .
- 41.2% (2011 . 55.3%);
- 460 . (2011 . 319 .)
2012 . 2011 . 44.2%.
/ 58.8% (
- 2011 . 44.7%).



2012 . / 2011 . **1.659** . / 2012 . 2011 . 3.15%). : **1.711** . (.6)

▪ **631** . (2011 . 820 .) 2012 . 2011 . 23.1%. / 2012 . 36.9% (2011 . 49.4%).

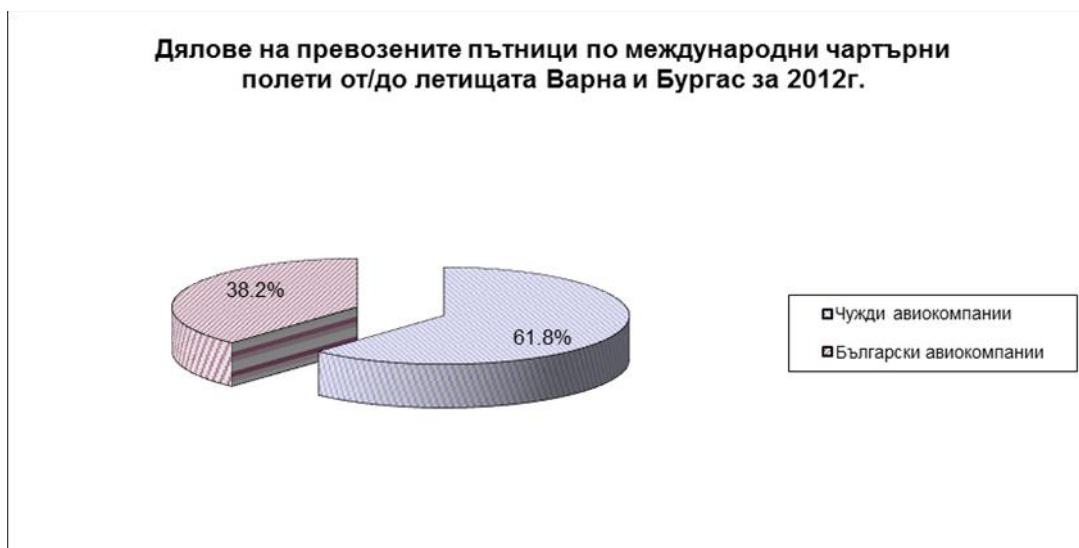
▪ **1.080** . (2011 . 839 .) 2012 . 2011 . 28.8%. / 63.1% (2011 . 50.6%)



2012 .
(. 7):

- 2.372 .).
2012 . 2011 . 5.12%;
- 953 .. (2011 . 1.215 .).
/ 2012 . 38.2%
2012 . 2011 . 21.5%.
(2011 . 51.2%);
- 1.540 . (2011 . 1.158 .).
/ 2012 . 61.8 % (2011 . 48.8%).
2011 . 33%.

7.

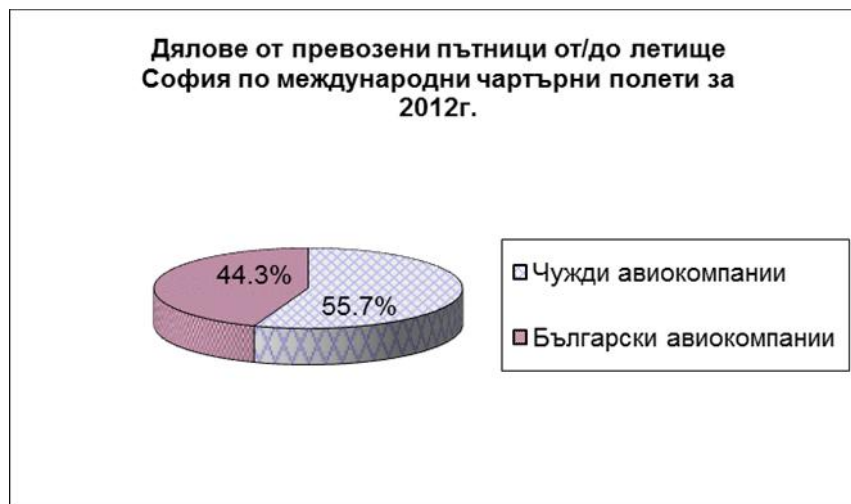


- / , / :
- ;
- ;
- ;
- ;

(2011 . 124 . , / 2012 . 118 .
4.6%). 2012 . 2011 .

■ 2012 . 52 . (2011 . 57 .
2011 . 8.6%).
44.3% / (2011 . 45.6%);
■ 66 . (2011 . 67 /
55.7%
(2011 . 54.4%).
.8 /
2012 .

.8



) / , (2012 . – 2.612 .
(2011 . 2.496 . 2012 . 2011 . 4.6%).

- 2012 . 2011 . 20.9%.) – 1.006 . (2011 . 1.271

- 2012 . 38.5% (2011 . 50.9%);



- 2012 . 2011 . 31.1%); - 1.606 . (2011 . 1.225

- 49.1%); 2012 . 61.5% (2011 .

III

,

) 2012 . : (

- 2012 . 2011 . 2.7%); 2012 . – 6.641 . (2011 . 6.464 .

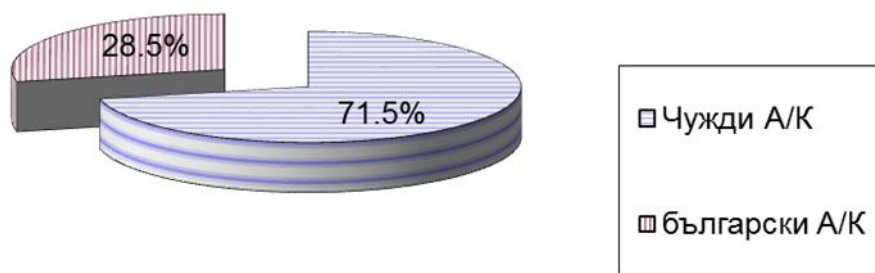
- 2011 . 2.130 . 2012 . 2011 . 11.1%); 2012 . – 1.892 . (

- 2012 . – 28.5% (32.9 % 2011 .)

- (2011 . 4.334 . 2012 . 2011 . 9.6%); 2012 . - 4.749 .

- 2012 . – 71.5% (67.1% 2011 .)

**Дялове на превозените пътници по
международни полети от/до летищата София,
Варна и Бургас за 2012г.**



2012 . ,
89 .. , 21% 73 . 2011 .
/ Ryanair.
2012 .. , - 1.6% 61 . .
- 4,6% ,
21% .