

2017

2017 . 11.478 . ,  
 (56.5%) . 6.487  
 4.901 . (42.7%), : - 2.952  
 (25.7%); e - 1.949 (17.0%).  
 90 . 0.8%

1.

( ):

1.1.

,

2017 .-

**10.837** .

( 2016 - 9.179 . ) .

- 1.658 . (18.1%) 2017 ; 2016 .

- - 29.1%

- - 6% ( )

• **8.161** -75.3%( 2016 . - **6.256** . 68%).

- 1.905 . (30.4%) 2017 . 2016 .

• **2.677** . - 24.7%

( 2016 . - 2.946 . 32.0%)

- 269 . (9.1%) 2017 . 2016 .

**1.2.** **2017 . –**

**2.067** .  
 - 2017 . 94 . (4.3%) 2016 (2.161 .)

• **2017 . – 19%**  
 - 4.5% 2016 . (23.5%)

- 0.964 (11.8% ) 0.975  
 2016 . (15.6%);

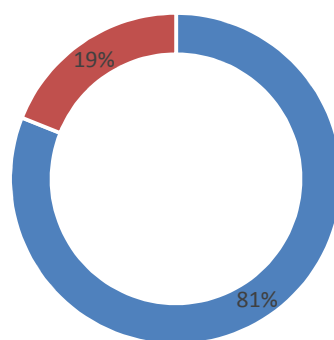
1.103 (41.2% ) 1.186 –  
 (40.3%). 2016 .

**1.3.**

**2017 . – 8.770** .  
 - 2017 1.730 . (25%) 2016 (7.040 .)

• **2017 . – 81%**  
 - 4.5% 2016 . -76.5%

Дялове на превозените пътници по международни полети от/до София, Варна и Бургас през 2017г.



■ Чужди А/К ■ Български А/К

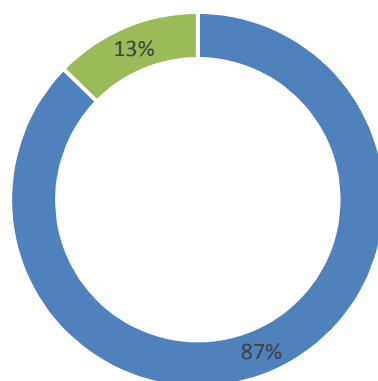
(88 .)

2.		/	
	2017 .	<b>6.208</b>	.
	2017 . <b>6.094</b>		. (98.16%)
2.1.		<b>2017 . - 6.208</b>	.
-	2017 . 1.399		. (29.1%) 2016 (4.809 .)
2.2.			<b>2017 . -</b>
	<b>0.828</b>	.	
-	0.088	.	2017 . 2016 . (0.916 .)
•		<b>2017 . - 13.3%</b>	
-	5.7%	2017 .	2016 . (19%)
2.3.			<b>2017 . - 5.380</b>
	. ( 2016 . <b>3.906</b>	.	
-	1.474		. (37.7%) 2017 . 2016 . (3.906 .)
•		<b>2017 . - 86.7%</b>	
-	5.7%	2017 .	2016 . (81%)
3.		/	
3.1.			
	<b>2017 . - 6.094</b>	.	
-	1.374		. (29.1%) 2017 . 2016 . (4.720 .).
3.2.			
	<b>2017 . - 776</b>		
-	95	.	2017 . 2016 . (871 .).
•		<b>2017 . - 12.7 %.</b>	
-	5.7%	2017 .	2016 . (18.4%).

## 3.3.

- **2017 – 5.318** .
- 1.469 . (38.2%) 2017 . 2016 . (3.849 .).
- **2017 . – 87.3%**
- 5.7% 2017 . 2016 . (81.6%).

Дялове от превозени пътници от/до летище София по  
международни редовни линии - 2017г.



■ Чужди авиокомпани ■ Български авиокомпани

## 4.

/

## 4.1.

- **2017 - 115** .
- 26 . (29.2%) 2017 . 2016 . (89 .).

## 4.2.

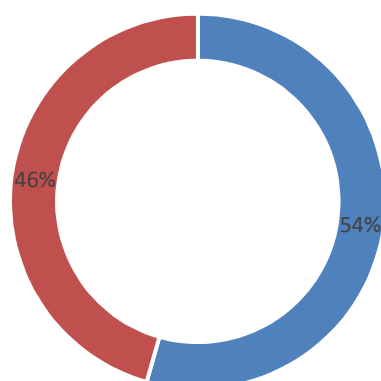
- **2017 . - 52.5** .
- 8.5 . 2017 . 2016 . (44 .).
- **2017 . – 45.6%**
- 4.4% 2017 . 2016 . (50%).

## 4.3.

**2017 . –**

- **62.5** .
- 18.5 . 2017 . 2016 . (44 .).
- **2017 . – 54.4%**
- 4.4% 2017 . 2016 . (50%).

Дялове от превозени пътници от/до летище София по  
международни чартърни полети - 2017г.



■ Чужди авиокомпани ■ Български авиокомпани

5.

/

2017 . **4.630**

,  
2017

. **2.563** . **55.4%**  
(**2.858** . 4.380 . 65.2% 2016 .).

5.1.

- **2017 . - 4.630** .  
- 2017 . 2016 (4.369 .) 274 . (6.0%).

5.2.

- **2017 . - 1.239** .  
- 2016 . - 1.245 .  
- 2017 . 2016 . 6 . (0.5%).

• **2017 . - 26.8%**  
- 2016 . - 28.5%

5.3.

- **2017 . - 3.390** .  
- 2016 . - 3.135 .  
- 2017 . 2016 . 255 . (8.1%).

• **2017 . - 73.4%**  
- 2016 . - 71.6%

## 6. /

## 6.1.

**2017 .- 2.562** .  
 - 2016 .- 2.858 .  
 - 2017 . 2016 . 295 . (10.3%).

## 6.2.

**2017 .- 1.051** .  
 - 2016 . 1.142 .  
 - 2017 . 2016 . 91 . 8%.  
 • **2017 .- 41%**  
 - 2016 .- 40%.

## 6.3.

**2017 .- 1.514** .  
 - 2016 .- 1.715 .  
 - 2017 . 2016 . 201 . (11.7%).  
 • **2017 .- 59.1%**  
 - 2016 .- 60%.

## 7. /

## 7.1.

**2017 .- 2.067** .  
 - 2016 .- 1.523 .  
 - 2017 . 2016 . 544 . (35.7%).

## 7.2.

**2017 .- 188** .  
 - 2016 .- 104 .  
 - 2017 . 2016 . 84 . (82%).  
 • **2017 .- 9%**  
 - 2016 .- 6.8%.

## 7.3.

**2017 .- 1.878** .  
 - 2016 .- 1.419 .  
 - 2017 . 2016 . 459 . (32.3%).  
 • **2017 .- 91%**  
 - 2016 .- 93%.

8.

/

- 2017 . /  
- 87 .
- 2016 . - 76 .
  
- - 78 .
- 2016 . - 65 .
  
- - 10 .
- 2016 . - 11 .